

Windows 11 Application Update Strategy – Patch My PC, WinGet, and Microsoft Store

Category: Windows 11 / System Maintenance

Purpose: Automate updates for third-party Windows applications

Target Audience: Home users, power users, IT professionals

Date: 12/28/2025

Overview

Keeping third-party Windows applications up to date is critical for **security, stability, and performance**, but manually checking each vendor is inefficient and error prone.

Patch My PC Home Updater is a **free, lightweight utility** that automatically scans for outdated applications and updates them silently in the background. It complements Windows Update and Microsoft Store auto-updates by handling **non-Store desktop applications**.

This guide documents how to install, configure, and automate Patch My PC Home Updater on **Windows 11**.

What Patch My PC Home Updater Does

Patch My PC Home Updater focuses on **third-party application patching**, not Windows itself.

Key Capabilities

- Scans installed applications for outdated versions
- Updates supported apps automatically or on demand
- Supports **silent installs** (no pop-ups)
- Uses **Windows Task Scheduler** for automation
- Can install or uninstall supported apps
- Portable (no traditional installer required)

What It Does *Not* Do

- Does **not** update Microsoft Store apps
 - Does **not** manage Windows Updates
 - Only updates applications included in its supported catalog
-

Supported Application Types (Examples)

Patch My PC supports hundreds of popular applications, including:

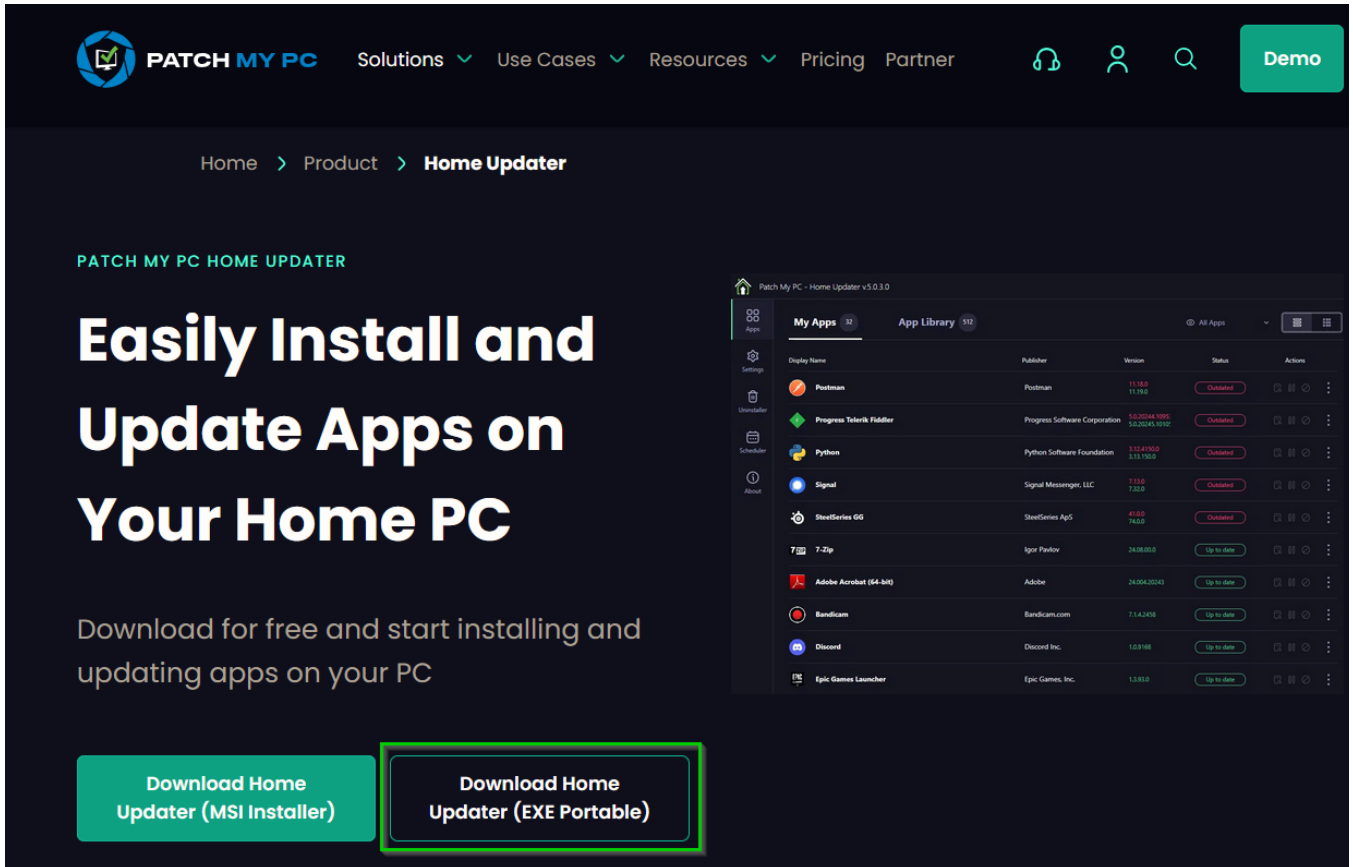
- Browsers (Chrome, Firefox, Edge)
- Media tools (VLC, 4K Video Downloader)
- Utilities (Notepad++, 7-Zip)
- VPN clients (Proton VPN)
- Vendor tools (Raspberry Pi Imager)

Applications like **Battle.net**, **Steam**, **Discord**, and GPU drivers are intentionally excluded since they handle their own updates internally.

Installation

1. Download Patch My PC Home Updater from the official site:

<https://patchmypc.com/home-updater>

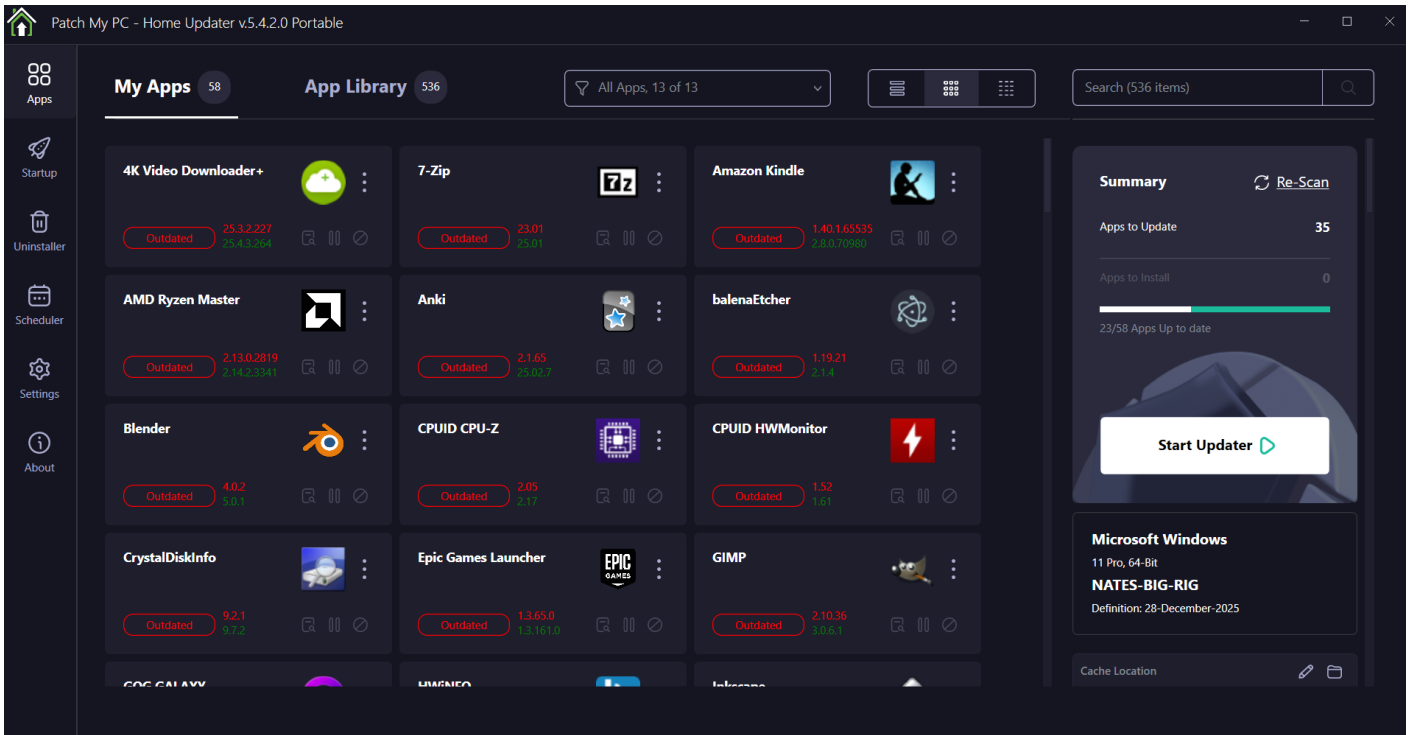


The screenshot displays the Patch My PC website's 'Home Updater' page. The page features a dark theme with a navigation bar at the top containing 'Solutions', 'Use Cases', 'Resources', 'Pricing', and 'Partner' links, along with a 'Demo' button. The main heading reads 'Easily Install and Update Apps on Your Home PC'. Below this, there are two download buttons: 'Download Home Updater (MSI Installer)' and 'Download Home Updater (EXE Portable)'. The 'EXE Portable' button is highlighted with a red border. To the right, a preview of the application interface shows a table of installed and available apps.

Display Name	Publisher	Version	Status	Actions
Postman	Postman	11.18.0 11.18.0	Outdated	⏏ ⏸ ⏹ ⋮
Progress Telerik Fiddler	Progress Software Corporation	5.2.2024.1002 5.2.2024.1010	Outdated	⏏ ⏸ ⏹ ⋮
Python	Python Software Foundation	3.12.41568 3.11.1929	Outdated	⏏ ⏸ ⏹ ⋮
Signal	Signal Messenger, LLC	7.8.0 7.8.0	Outdated	⏏ ⏸ ⏹ ⋮
SteelSeries GG	SteelSeries ApS	41.0 74.0	Outdated	⏏ ⏸ ⏹ ⋮
7-Zip	Igor Pavlov	24.08.03	Up to date	⏏ ⏸ ⏹ ⋮
Adobe Acrobat (64-bit)	Adobe	24.004.20243	Up to date	⏏ ⏸ ⏹ ⋮
Bandicam	Bandicam.com	7.14.2408	Up to date	⏏ ⏸ ⏹ ⋮
Discord	Discord Inc.	1.0.9168	Up to date	⏏ ⏸ ⏹ ⋮
Epic Games Launcher	Epic Games, Inc.	1.3.91.0	Up to date	⏏ ⏸ ⏹ ⋮

2. Run `PatchMyPC.exe` (run as administrator for best functionality)
3. No installation wizard, no account, no ads

The application will immediately scan your system.

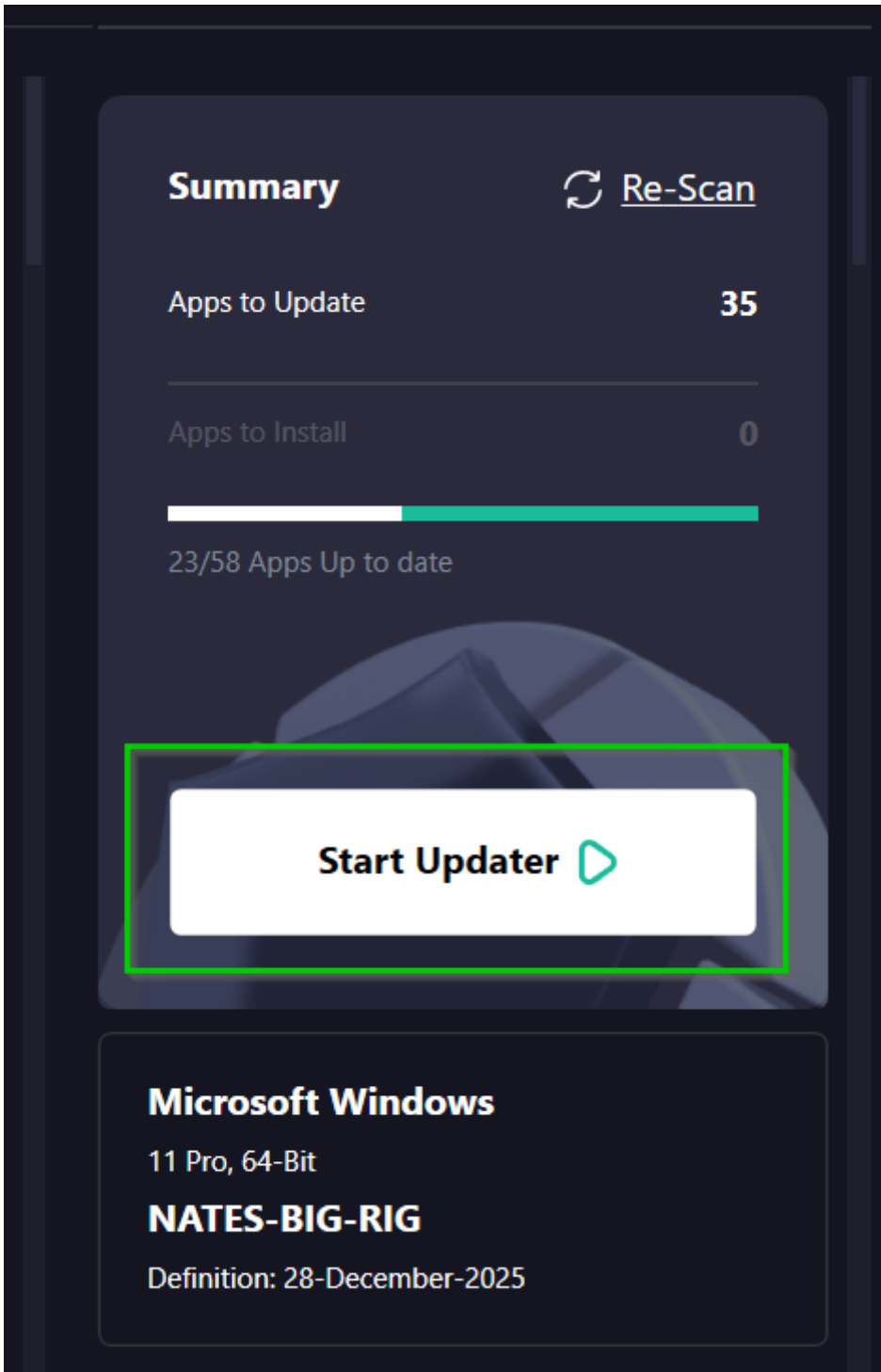


Initial Update Baseline

On first launch:

- Outdated apps appear **in red**
- Up-to-date apps appear **in green**

Click **Perform Updates** once to bring all supported apps fully up to date. This establishes a clean baseline before enabling automation.



Recommended Configuration

Open **Settings** (gear icon) and apply the following:

Safety Settings

- Create restore point before updating
- Skip updates if an app is currently running

Silent Operation

- Enable silent updates
- Suppress reboot prompts
- Disable post-install auto-launch

Cleanup

- Delete installers after installation

These settings ensure updates run **quietly and safely in the background**.

Application Selection

Under **Settings** → **Applications**:

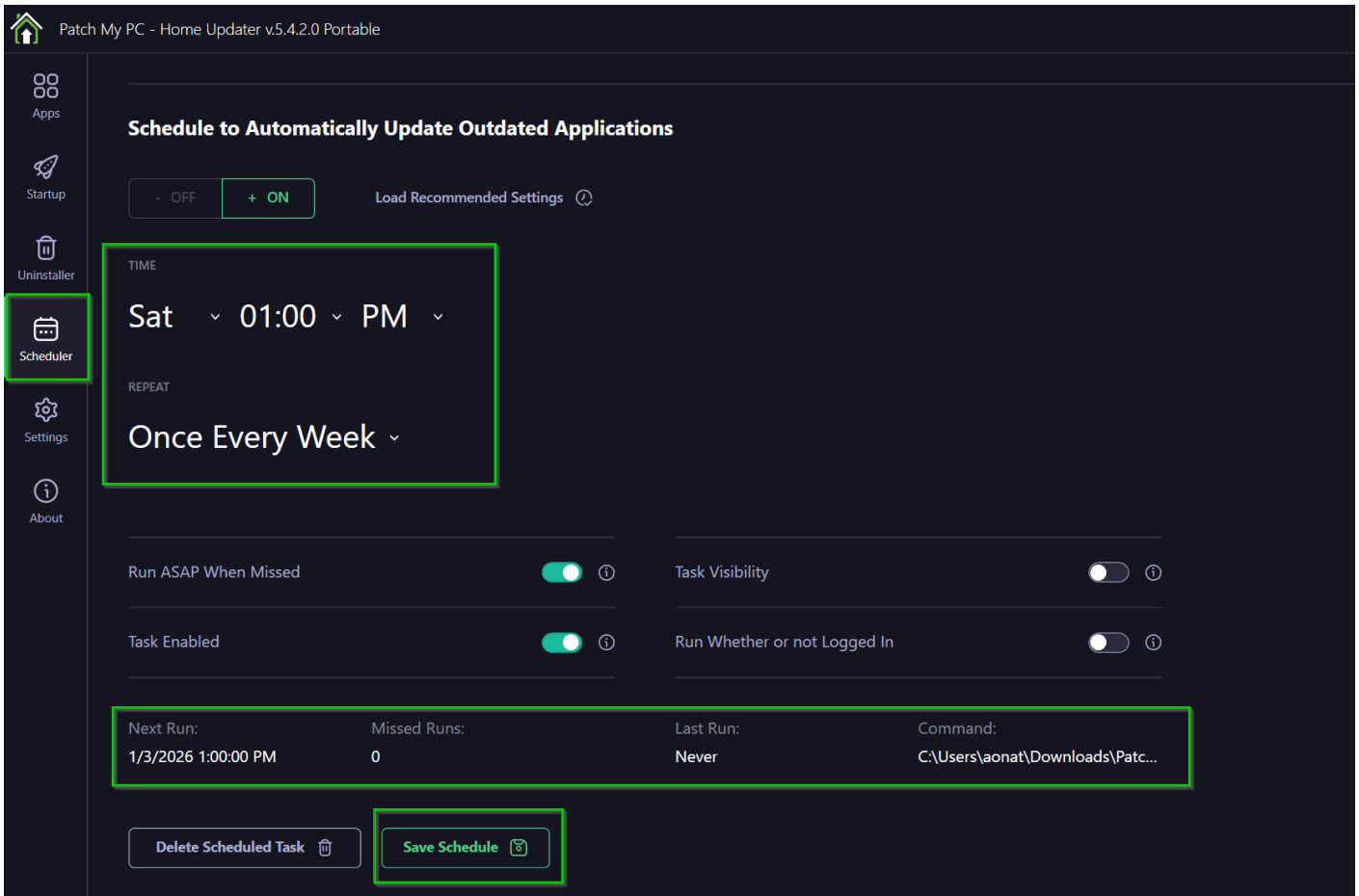
- Review the supported app list
- Uncheck any apps you prefer to update manually
- Leave common utilities and browsers enabled

This gives you granular control over what Patch My PC manages.

Automatic Scheduling (Core Feature)

Patch My PC uses **Windows Task Scheduler** for automation.

1. Go to **Settings** → **Scheduling**
2. Enable **Automatically update applications**
3. Recommended schedule:
 - Frequency: Weekly
 - Day: Sunday
 - Time: Early morning (e.g., 3:00 AM)

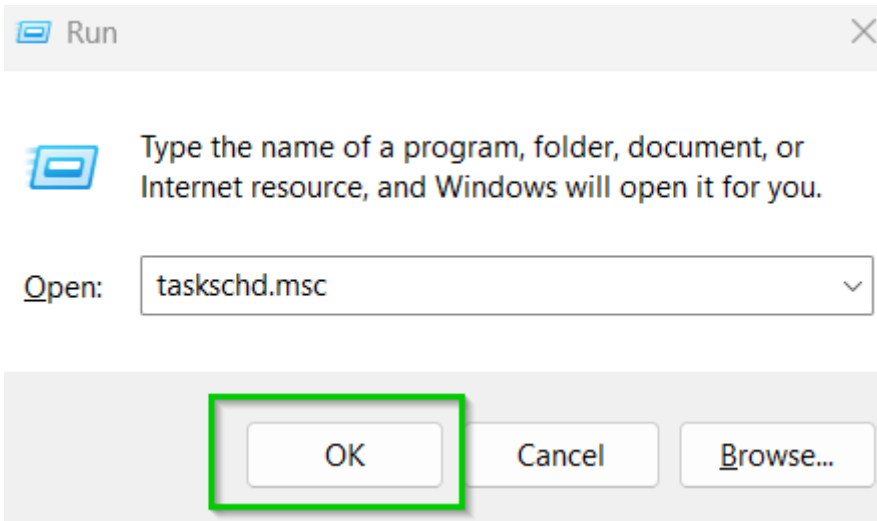


Once enabled, Patch My PC will run automatically without user interaction.

Verifying the Scheduled Task (Optional)

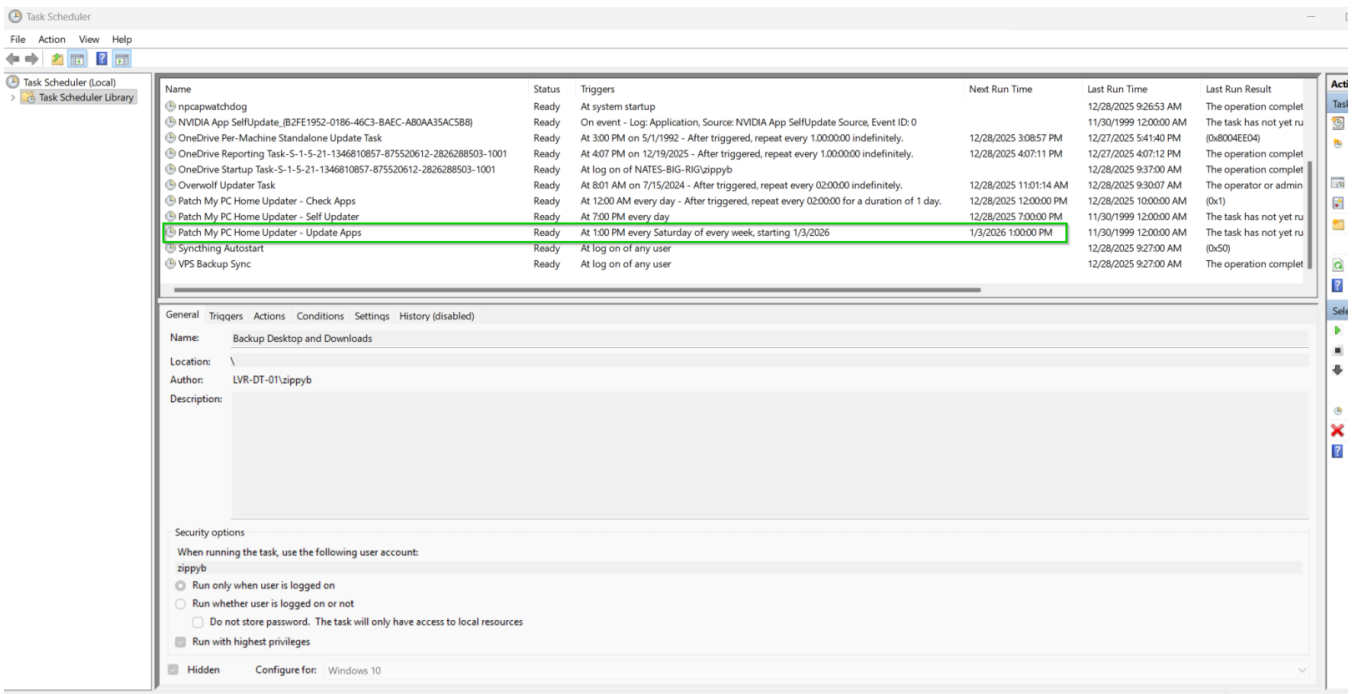
To confirm the task exists:

1. Press **Win + R**
2. Run:



3. Navigate to:

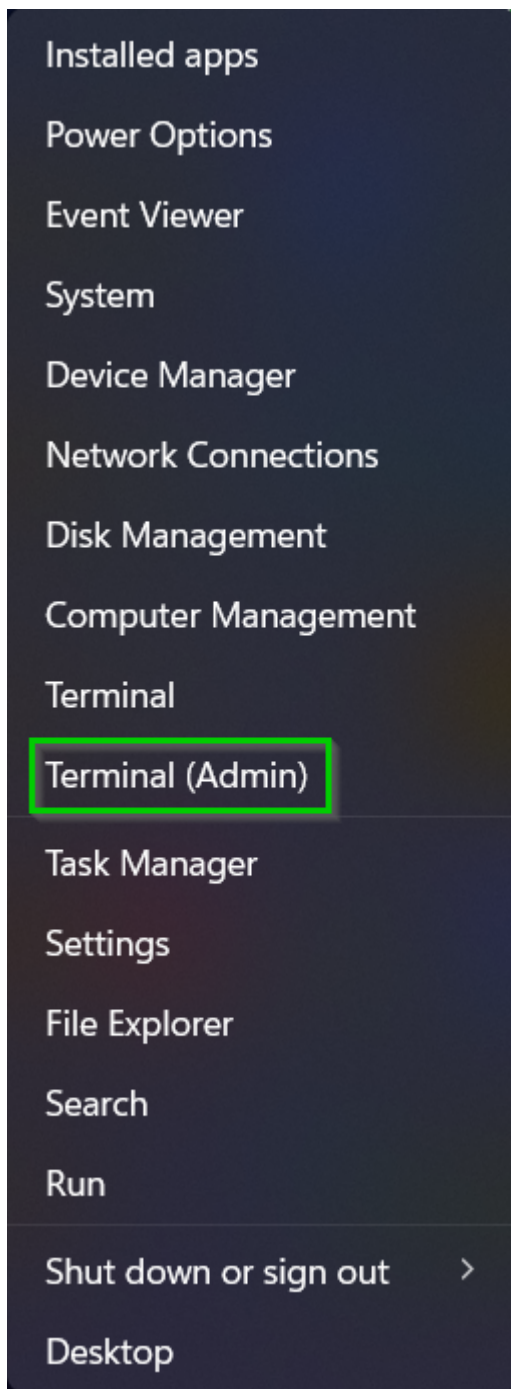
Task Scheduler Library → Patch My PC



Recommended Companion: WinGet

For broader application coverage, **Patch My PC Home Updater pairs effectively with WinGet (Windows Package Manager)**. While Patch My PC focuses on common third-party desktop applications, WinGet excels at managing developer tools, command-line utilities, and Microsoft-maintained packages.

Right click start button > Run Terminal as administrator



WinGet Command

Run this once to create the folder, then run the WinGet command.

Create Folder

```
New-Item -Path "C:\Logs" -ItemType Directory -Force
```


Copy the code below in NPP and save as a .ps1 file

```
New-Item -Path "C:\Logs" -ItemType Directory -Force
"==== $(Get-Date) =====" | Out-File -FilePath "C:\Logs\winget.log" -Append -Encoding utf8
winget upgrade --all --silent --accept-package-agreements --accept-source-agreements 2>&1 | Out-File -FilePath
"C:\Logs\winget.log" -Append -Encoding utf8
```

This command updates all supported WinGet-managed applications silently and is well-suited for automation through Task Scheduler and also provides a log file at C:\Logs\ for any errors.

Best Practice Update Coverage

A layered approach provides the most reliable results:

- **Patch My PC** - Browsers, utilities, media tools, VPN clients
- **WinGet** - Developer tools, CLI utilities, Microsoft-maintained packages
- **Microsoft Store** - Store applications (auto-updates enabled)

These tools operate independently, do not conflict, and together provide near-complete application update coverage on Windows 11.

Security & Reliability Notes

- Patch My PC is widely trusted in both home and enterprise environments
 - Uses vendor-provided installers with no repackaging
 - No account creation or telemetry tracking required
 - Optional system restore points provide rollback protection during updates
-

Final Notes

Patch My PC Home Updater significantly reduces manual maintenance while improving overall system security and reliability.

When combined with **WinGet automation** and **Microsoft Store auto-updates**, it creates a **fully automated, low-maintenance application update strategy** suitable for both home labs and professional Windows 11 environments.

Revision #3

Created 28 December 2025 15:49:28 by Nate Nash

Updated 28 December 2025 23:01:45 by Nate Nash